

May 13, 2025

Company name: TSURUHA HOLDINGS INC.
 Name of representative: Tsuruha Jun, President and Representative Director
 (Securities code: 3391, Tokyo Stock Exchange (Prime Market))
 Inquiries: Miyake Ryutaro, Executive Officer and General Manager of Finance and Accounting Division
 (Telephone: +81-11-783-2755)

April 2025 Monthly Sales Flash Report






1. YoY Growth rate of Monthly Consolidated Figures

Fiscal Year Ending February 2026 (March 1, 2025–Feburuary28, 2026)									
Month	YoY Growth Rate (%)						Store Status (Directly Operated Stores)		
	Net Sales		Number of customers		Avg. spending per customers				
	All Store	Existing Store	All Store	Existing Store	All Store	Existing Store	Openings	Closures	Store Count
Mar.	5.1	3.4	1.6	0.2	3.5	3.2	10	5	2,663
Apr.	4.5	2.5	0.5	△1.1	3.9	3.7	14	2	2,675
May									
June									
July									
Aug.									
Sep.									
Oct.									
Nov.									
Dec.									
Jan.									
Feb.									
Cumulative	5.1	3.4	1.6	0.2	3.5	3.2	24	7	2,675

(※)

- The figures above are based on the Group's preliminary sales reports and may differ from the actual financial results.
- "Existing stores" refer to those that have been open or have joined the Group for more than 13 months. The number of stores included in this category may vary over time.
- The figures for "Total Stores" and "Existing Stores" do not include franchise stores.

2. Breakdown of Group Store Count

Store Operating Company	Main Store Brands	Number of stores	of which,
			dispensing pharmacies
Tsuruha Co. LTD.	 	1,500	473
Kusurino fukutaro Co., Ltd.		244	148
Tsuruha Group Drug & Pharmacy Nishinihon Inc	  	378	157
Lady Drug Store Co., Ltd.		253	70
Kyourindo Drug Store Co., Ltd		102	88
Drug Eleven Co., Ltd		198	36
Total Number of Domestic Stores		2,663	972

In addition to the above, we operate 23 overseas stores and 7 franchise stores.